

Accessing Transfer Payment Ontario

Once in the landing page of TPON select the Log On button located in the top right corner of the screen.

The screenshot shows the TPON homepage with the following elements:

- Header:** Ontario logo, search bar, and navigation links (HOME | NEWSROOM | SERVICES | YOUR GOVERNMENT | ABOUT ONTARIO).
- Alert:** "ALERT: We're working on some Big Things. The new and improved Grants Ontario (now Transfer Payment Ontario) launches on August 29! Thank you for being patient with us as we work to make the system better. Please check back at 9am on August 29th to see our new and improved look. If you have questions or concerns, please contact Transfer Payment Ontario Client Care at the email or phone numbers listed below." A "Log In" button is visible in the top right.
- Transfer Payment Ontario (formerly Grants Ontario):**
 - Text: "New name, same great service: Grants Ontario is now called Transfer Payment Ontario! We're working to re-name the system and other online material to reflect the new name. Please be patient with us during this transition period."
 - Text: "Transfer Payment Ontario is your source for funding provided by a number of Government of Ontario ministries. For a full list of ministries currently using Transfer Payment Ontario, please refer to [Funding by Ministry](#)."
 - Text: "Transfer Payment Ontario provides you with one-window access to information about funding opportunities that are available to you, how to apply for funding and how to check the status of your submission."
 - Text: "Transfer Payment Ontario makes applying for funding opportunities easy. Enter your organization's information once and it will remain safe and secure, ready for you to access any time you want to apply for funding – regardless of whether you're applying for one or multiple funding opportunities."
- Resources:**
 - Text: "To get started, click on [How to Submit for Funding](#)."
 - Text: "For assistance, please contact [Transfer Payment Ontario \(TPON\) Client Care](#). Monday to Friday from 8:30 a.m. to 5:00 p.m. Eastern Standard Time"
 - Telephone: 416-325-6691 or 1-855-216-3090
 - TTY/Teletypewriter (for the hearing impaired): 416-325-3408 / Toll free: 1-800-268-7095
 - Email: TPONCC@ontario.ca
- Contacts:**
 - Text: "Any time"
 - Looking for FAQs? Ask [GOBot](#)

Transfer Payment Ontario Homepage

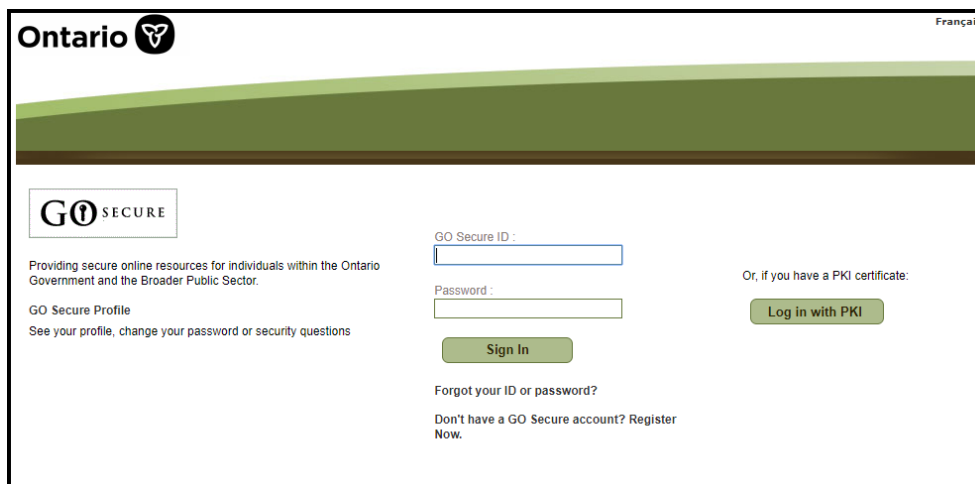
When user clicks the Log In button the How to Access Transfer Payment Ontario Window appears.



How to Access TPON using GO Secure

Transfer Payment Ontario can be accessed by using either ONE-Key, or, GO Secure (if you already have an existing GO Secure account; note that user should not be creating a GO Secure account simply for the purpose of accessing TPON).

To access TPON using GO Secure, user can follow the instructions provided after selecting the GO Secure option.



GO Secure Login Window

User can access TPON using ONE-key by selecting ONE-key in the How to Access to Access Transfer Payment Window

How to Access Transfer Payment Ontario

There are two methods for accessing Transfer Payment Ontario: using ONE-key or GO Secure.

ONE-key and GO Secure give you secure access to Ontario government programs and services. GO Secure is used specifically by individuals within the Ontario government and the broader public sector. ONE-key is more commonly used to access online programs and services.

If you already have a ONE-key ID and password, or to sign up for a ONE-key account:





Click **ONE-key**.

If you have an existing GO Secure account:

Click **GO SECURE**. In order to complete your access request to TPCR via GO Secure, enter **modernizeTPAdmin@ontario.ca** in the administrator's email fields on the GO Secure Welcome Page.

How to Access TPON Using ONE-Key

Type in ONE-key ID and Password If you have an existing ONE-key account and select Sign In

Ontario  français   

Transfer Payment Ontario

Sign in with your ONE-key ID

New to ONE-key?
A ONE-key account gives you secure access to Ontario Government programs and services. [Learn more](#)

Don't have a ONE-key ID? [Sign up now!](#)

ONE-key ID:





Password:

Sign in

[Can't access your account?](#)

ONE-Key Sign-in Page

If you do not have an existing ONE-Key account, select Sign up now and follow the instructions.

Ontario  français   

Transfer Payment Ontario

Sign in with your ONE-key ID

New to ONE-key?
A ONE-key account gives you secure access to Ontario Government programs and services. [Learn more](#)

Don't have a ONE-key ID? [Sign up now!](#)

ONE-key ID:





Password:

[Sign in](#)

[Can't access your account?](#)

ONE-Key Sign Up Page

If this is your first time signing in with a new ONE-Key account, the Transfer Payment Account window will appear. Complete all required fields and select Submit. Please note that the Invitation Number is not required.

Ontario  français   

Transfer Payment Account

To create your Transfer Payment Account, provide the information required and click the 'Submit' button.
Note: All fields marked by an asterisk (*) must be completed.

First Name *

Middle Name

Last Name *

Email Address *

Retype Email *

Invitation Number

[Clear](#) [Submit](#) [Cancel Registration](#)

This site is maintained by the Government of Ontario

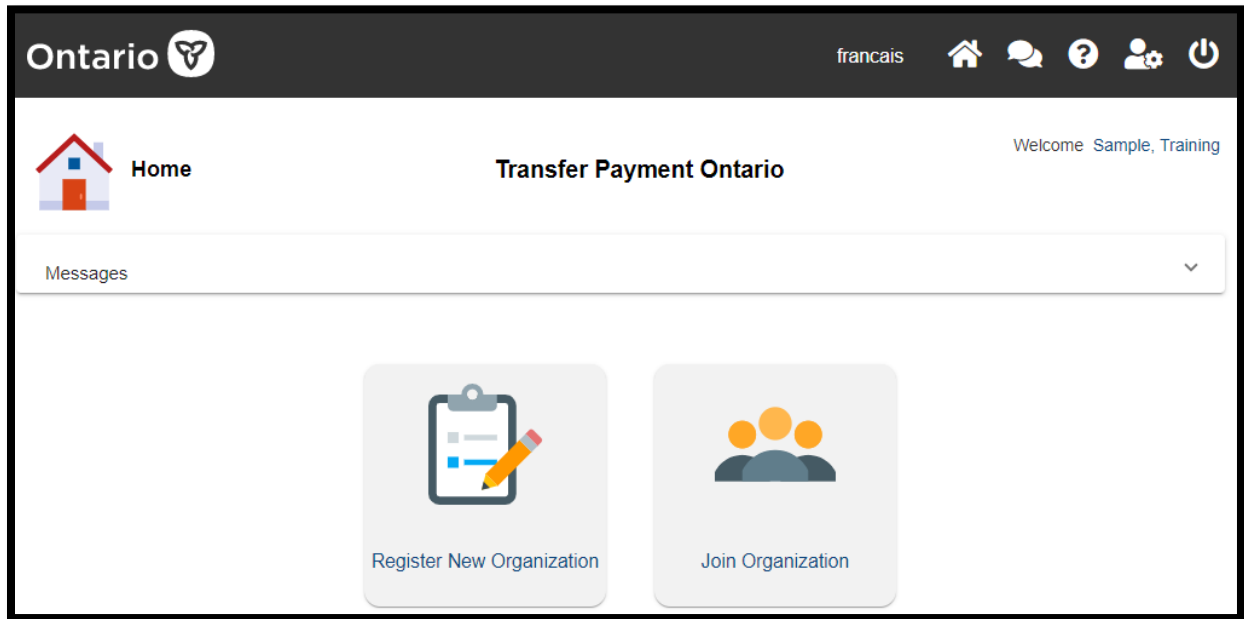
[Contact Us](#) | [Accessibility](#) | [Privacy](#) | [About Ontario](#)
© Queen's Printer for Ontario, 2016 | [Terms of Use](#)

Transfer Payment Account Sign-up Page

Transfer Payment Ontario

Once logged in, the Transfer Payment Ontario Home page will appear.

Follow the instructions provided on the 'Register Organization' guide available on the TPON website to register an organization.



TPON Home Page